

Unleash the Photographer Within: 10 Composition Tips for Captivating Wildlife Photography

As a wildlife photographer, capturing the beauty and spirit of nature's creatures is an art that demands both technical skill and a deep understanding of composition. The way you arrange the elements in your frame can make or break the impact of your photographs, guiding the viewer's eye and evoking strong emotions.

In this comprehensive guide, we delve into 10 essential composition tips that will elevate your wildlife photography to the next level:



Wildlife Photography: 10 Composition Tips

★★★★☆ 4.6 out of 5

Language : English
File size : 9380 KB
Text-to-Speech : Enabled
Enhanced typesetting : Enabled
Print length : 50 pages
Screen Reader : Supported



1. Rule of Thirds: A Timeless Masterpiece

The Rule of Thirds is a fundamental principle in photography that divides the frame into nine equal sections by two horizontal and two vertical lines. The most important elements in your composition should be placed along

these lines or at their intersections, creating a visually pleasing and harmonious image.




2. Leading Lines: Guiding the Eye

Harness the power of natural or artificial lines within your environment to draw the viewer's attention to your subject. Leading lines can be paths, fences, rivers, or even the body of an animal, guiding the eye through the image and creating a sense of depth and movement.



3. Framing: Creating a Sense of Context

Utilize natural elements like branches, trees, or windows to frame your subject, adding depth and isolating it from the surrounding chaos. This technique creates a sense of intimacy, bringing the viewer closer to the animal while providing a visually pleasing compositional framework.



4. Perspective: Changing the Angle

Don't be afraid to change your perspective and explore different angles when photographing wildlife. Getting down to their level can create stunning portraits that capture their true spirit, while high-angle shots can provide a unique and dramatic view of their habitat.



5. Background Isolation: Separating the Subject

Isolate your subject from the background by using techniques like selective focus, a shallow depth of field, or a wide-open aperture. By blurring the surroundings, you can create a sense of depth and draw the viewer's attention solely to the main focal point.



6. Symmetry: Balance and Harmony.

Use symmetry to create a balanced and visually appealing image. This can be achieved by mirroring elements on either side of a central axis, resulting in a harmonious and pleasing result.




7. Negative Space: Creating Visual Impact

Negative space, the empty area surrounding your subject, is an often-overlooked element in photography. By intentionally incorporating negative space into your composition, you can create a sense of balance, emphasize the size of the animal, and convey a deeper message.



8. Patterns and Textures: Visual Interest

Incorporating patterns and textures into your wildlife photography can add visual interest and complexity to your images. Focus on the textures of the animal's fur, the patterns in their environment, or the intricate details of plants.



9. Color Theory: Evoking Emotions

Understand the power of color in wildlife photography. Different colors can evoke specific emotions and convey different messages. Consider the color of your subject, the background, and any supporting elements to create images that are both visually appealing and emotionally impactful.



10. Storytelling: Capturing the Narrative

The most powerful wildlife photographs tell a story. Think about what you want to communicate with your images and use composition techniques to support your narrative. Show the animal's interaction with its environment, highlight its unique behavior, or capture a moment of intimacy.



By mastering these 10 composition tips, you'll elevate your wildlife photography to new heights. Each element plays a crucial role in guiding the viewer's eye, conveying emotions, and creating visually stunning images that capture the essence of the natural world. So grab your camera, practice these techniques, and unleash the wildlife photographer within you.

Wildlife Photography: 10 Composition Tips

★★★★☆ 4.6 out of 5

Language : English


File size : 9380 KB

Text-to-Speech : Enabled

Enhanced typesetting : Enabled



Print length : 50 pages
Screen Reader : Supported



Communicate with Confidence: The Ultimate Guide to Exceptional Nursing Communication

Communication is the cornerstone of nursing practice. It's what allows us to connect with our patients, understand their...



Unleash Your Creativity: Build Interlocking 3D Animal and Geometric Models

Discover the Art of Paper Engineering with Our Step-by-Step Guide
Embark on an extraordinary journey into the realm of paper engineering with our...