


# Learn The Basics To Repair Broken Items At Home With Ease



## HOME REPAIR: Learn the Basics to Repair Broken Items At Home with Ease

★★★★★ 5 out of 5



Maintaining a functional home often involves dealing with broken items and minor repairs. Instead of calling a professional or discarding damaged belongings, you can save money and develop practical skills by learning the basics of home repairs.

This comprehensive guide provides a step-by-step approach to repairing a wide range of household items, empowering you to become self-sufficient and confident in handling minor fixes. Whether you need to mend a leaky faucet, fix a loose doorknob, or restore a damaged piece of furniture, this guide will equip you with the knowledge and techniques you need.

### Chapter 1: Essential Tools and Materials

Before embarking on any repair project, it's crucial to gather the necessary tools and materials. This chapter provides a detailed list of essential tools,

including screwdrivers, pliers, wrenches, and safety equipment. It also discusses the types of materials commonly used in home repairs, such as adhesives, sealants, and hardware.

## **Chapter 2: Plumbing Basics**

Plumbing issues are among the most common home repairs. This chapter covers the basics of plumbing fixtures and systems, including faucets, toilets, and pipes. You'll learn how to identify and diagnose common plumbing problems, such as leaks, clogs, and running toilets. Step-by-step instructions guide you through simple repairs, such as replacing washers, tightening loose connections, and unclogging drains.

## **Chapter 3: Electrical Basics**

Electrical repairs require caution and a basic understanding of electricity. This chapter introduces electrical safety practices and teaches you how to identify different types of electrical wires and components. You'll learn how to replace light switches, outlets, and fuses, and gain valuable troubleshooting skills for minor electrical issues.

## **Chapter 4: Carpentry Basics**

Carpentry skills are essential for home repairs involving wood and furniture. This chapter covers fundamental carpentry techniques, including measuring, cutting, and joining wood. You'll learn how to repair loose joints, fix broken furniture, and build simple shelves and storage solutions.

## **Chapter 5: Drywall and Painting**

Minor drywall and painting projects can significantly enhance the appearance of your home. This chapter provides instructions for patching

holes, repairing cracks, and painting walls and ceilings. You'll learn how to choose the right paint and tools for each project and achieve professional-looking results.

## **Chapter 6: Appliance Repairs**

Modern appliances play a vital role in our daily lives. This chapter focuses on common appliance repairs, such as troubleshooting refrigerators, washing machines, and dryers. You'll learn how to identify and diagnose issues, replace simple components, and perform basic maintenance tasks to extend the lifespan of your appliances.


## **Chapter 7: Outdoor Repairs**

Outdoor spaces require regular maintenance and occasional repairs. This chapter covers common outdoor repairs, including fixing fences, repairing siding, and maintaining outdoor lighting. You'll learn how to assess the condition of your outdoor structures, identify potential problems, and perform simple fixes to keep your yard in top shape.

By mastering the basics of home repairs, you can transform yourself from a stressed homeowner to a self-reliant handyman. This guide provides a comprehensive foundation for tackling minor fixes, saving money, and maintaining a functional and comfortable home. With patience, practice, and the knowledge gained from this guide, you'll be able to approach home repairs with confidence and ease.


Remember, safety should always be your top priority. If you encounter any complex or dangerous repair issues, it's best to consult a qualified professional.

Embrace the challenge of home repairs and enjoy the satisfaction of tackling household tasks with newfound skills. Your home will thank you for it!



## HOME REPAIR: Learn the Basics to Repair Broken Items At Home with Ease

★★★★★ 5 out of 5



## Communicate with Confidence: The Ultimate Guide to Exceptional Nursing Communication

Communication is the cornerstone of nursing practice. It's what allows us to connect with our patients, understand their...



## Unleash Your Creativity: Build Interlocking 3D Animal and Geometric Models

Discover the Art of Paper Engineering with Our Step-by-Step Guide

Embark on an extraordinary journey into the realm of paper engineering with our...