

How to Ace an Interview: The Ultimate Guide

In today's competitive job market, it's more important than ever to know how to ace an interview. The way you present yourself and answer questions can make or break your chances of getting the job you want.



How to Ace an Interview: The Essential Guide for Preparing for an Interview and Landing the Job - (How to Prepare for a Job Interview) by Joe Garecht

★★★★☆ 4.2 out of 5

Language	: English
File size	: 864 KB
Text-to-Speech	: Enabled
Screen Reader	: Supported
Enhanced typesetting	: Enabled
Word Wise	: Enabled
Print length	: 48 pages
Lending	: Enabled



This guide will provide you with everything you need to know to prepare for and nail your next job interview. We'll cover everything from researching the company and preparing your answers to dressing appropriately and following up after the interview.

1. Research the Company

The first step to acing an interview is to research the company you're applying to. This will help you understand their culture, values, and what they're looking for in a candidate.

Here are some tips for researching a company:

- Visit their website and read their About Us page.
- Look up the company on LinkedIn and Glassdoor.
- Read articles and press releases about the company.
- Talk to people you know who work for the company.

Once you have a good understanding of the company, you can tailor your answers to their specific needs.

2. Prepare Your Answers

Once you know what the company is looking for, you can start preparing your answers to common interview questions.

Here are some tips for preparing your answers:

- **Use the STAR method.** The STAR method is a popular way to answer interview questions. It stands for Situation, Task, Action, Result. When answering a question, start by describing the situation you were in, then explain the task you had to complete, the actions you took, and the results you achieved.
- **Practice your answers out loud.** This will help you feel more confident and prepared during the interview.
- **Be honest and authentic.** Don't try to be someone you're not. The interviewer will be able to tell if you're being fake.

Here are some common interview questions and sample answers:

- **Tell me about yourself.**

- *I'm a recent graduate of the University of California, Berkeley with a degree in computer science. I'm passionate about developing innovative software solutions and I'm excited to learn and grow in a challenging environment.*

- **Why are you interested in this position?**

- *I'm interested in this position because it aligns with my skills and experience, and it offers the opportunity to work on cutting-edge technology. I'm also impressed by the company's commitment to innovation and customer service.*

- **What are your strengths?**

- *My strengths include my strong technical skills, my ability to learn quickly, and my teamwork skills. I'm also a highly motivated and results-oriented individual.*

- **What are your weaknesses?**

- *One of my weaknesses is that I can sometimes be too detail-oriented. I'm also working on improving my public speaking skills.*

- **What are your salary expectations?**

- *My salary expectations are in the range of \$60,000 to \$70,000. I'm open to negotiation, however, and I'm more interested in finding the right fit than in getting the highest possible salary.*

3. Dress Appropriately

The way you dress for an interview can make a big impression on the interviewer. It's important to dress professionally and appropriately for the company culture.

Here are some tips for dressing for an interview:

- **Dress in a suit or business casual attire.** A suit is always the safest option, but business casual attire may be appropriate for some

companies.



- **Make sure your clothes are clean and pressed.**
- **Avoid wearing anything too revealing or too casual.**
- **Accessorize with a belt, watch, and tie if appropriate.**

4. Be Punctual

Punctuality is important for any job interview. It shows the interviewer that you respect their time and that you're serious about the job.

Here are some tips for being punctual:

- **Plan your route ahead of time and leave yourself plenty of time to get there.**
- **Factor in traffic and parking delays.**
- **If you're running late, call or email the interviewer to let them know.**

5. Be Yourself

The most important thing is to be yourself during your interview. Don't try to be someone you're not. The interviewer will be able to tell if you're being fake.

Here are some tips for being yourself during an interview:

- **Relax and be yourself.**



- **Answer questions honestly and authentically.**
- **Don't be afraid to ask questions of your own.**


6. Follow Up

After the interview, it's important to follow up with the interviewer. This shows that you're still interested in the job and that you appreciate their time.

Here are some tips for following up after an interview:

- **Send a thank-you note within 24 hours of the interview.**
- **In the thank-you note, reiterate your interest in the job and thank the interviewer for their time.**
- **If you haven't heard back within a week, you can call or email the interviewer to follow up.**

Following these tips will help you prepare for and nail your next job interview. Remember to research the company, prepare your answers, dress appropriately, be punctual, be yourself, and follow up. With a little preparation, you can increase your chances of getting the job you want.



How to Ace an Interview: The Essential Guide for Preparing for an Interview and Landing the Job - (How to Prepare for a Job Interview) by Joe Garecht


★ ★ ★ ★ ☆ 4.2 out of 5

Language : English
File size : 864 KB
Text-to-Speech : Enabled
Screen Reader : Supported
Enhanced typesetting : Enabled
Word Wise : Enabled
Print length : 48 pages
Lending : Enabled

FREE


DOWNLOAD E-BOOK





Communicate with Confidence: The Ultimate Guide to Exceptional Nursing Communication

Communication is the cornerstone of nursing practice. It's what allows us to connect with our patients, understand their...



Unleash Your Creativity: Build Interlocking 3D Animal and Geometric Models

Discover the Art of Paper Engineering with Our Step-by-Step Guide
Embark on an extraordinary journey into the realm of paper engineering with our...