


Finalise Your House Design: The Ultimate Guide to Building Your Dream Home



Finalise Your House Design (Building A House Advice Book 3)

★★★★★ 5 out of 5

Language : English
File size : 415 KB
Text-to-Speech : Enabled
Screen Reader : Supported
Enhanced typesetting : Enabled
Print length : 24 pages



Building a house is one of the most important and rewarding experiences in life. It's a chance to create a space that is uniquely yours, a place where you can raise a family, entertain friends, and make memories that will last a lifetime.

But before you can start building, you need to finalise your house design. This is the process of turning your vision for your home into a reality. It involves making decisions about everything from the layout of the rooms to the materials you'll use.

If you're not sure where to start, don't worry. Finalise Your House Design is the ultimate guide to help you navigate the complexities of the design and construction process. Packed with expert advice, practical tips, and stunning visuals, this comprehensive book will empower you to make informed decisions every step of the way.

Chapter 1: The Design Process

The first step in finalising your house design is to understand the design process. This involves:

- **Creating a brief:** This document will outline your vision for your home, including your needs, wants, and budget.
- **Hiring an architect:** An architect will help you translate your brief into a set of building plans.
- **Getting planning permission:** This is the legal process of obtaining permission from your local authority to build your home.

Chapter 2: The House Plan

The house plan is the blueprint for your home. It shows the layout of the rooms, the location of the doors and windows, and the dimensions of the building.

When choosing a house plan, it's important to consider your lifestyle and needs. For example, if you have a large family, you'll need a house with plenty of bedrooms and bathrooms. If you love to entertain, you'll need a house with a spacious living room and dining room.

Chapter 3: The Materials

The materials you choose for your home will have a significant impact on its appearance, durability, and cost.

There are a wide range of materials available, including:

- **Bricks:** Bricks are a durable and versatile material that can be used to create a variety of architectural styles.
- **Stone:** Stone is a beautiful and long-lasting material that can add a touch of luxury to your home.
- **Timber:** Timber is a warm and inviting material that can create a cozy and comfortable home.
- **Metal:** Metal is a strong and durable material that can be used to create a modern and stylish home.

Chapter 4: The Construction Process

Once you have finalised your house design and obtained planning permission, you can begin the construction process.

This process typically involves:

- **Excavation:** This is the process of digging the foundations for your home.
- **Foundation:** The foundation is the structural support for your home. It is important to choose the right foundation for your soil conditions.
- **Framing:** The framing is the skeleton of your home. It is made of wood or steel.
- **Roofing:** The roof protects your home from the elements. There are a variety of roofing materials available, including shingles, tiles, and metal.
- **Exterior finishes:** The exterior finishes give your home its curb appeal. There are a variety of exterior finishes available, including

paint, siding, and stone.

- **Interior finishes:** The interior finishes make your home comfortable and livable. There are a variety of interior finishes available, including drywall, paint, and flooring.


Chapter 5: The Finishing Touches

Once the construction process is complete, you can add the finishing touches to your home.

This includes:

- **Landscaping:** Landscaping can improve the appearance of your home and make it more enjoyable to live in.
- **Decorating:** Decorating can add your own personal style to your home.
- **Furniture:** Furniture is essential for making your home comfortable and functional.
- **Appliances:** Appliances make your life easier and more convenient.

Building a house is a complex and challenging process, but it is also an incredibly rewarding one. By following the advice in this book, you can finalise your house design and create the home of your dreams.



Finalise Your House Design (Building A House Advice Book 3)

★★★★★ 5 out of 5

Language : English

File size : 415 KB

Text-to-Speech : Enabled


Screen Reader : Supported

Enhanced typesetting: Enabled

Print length : 24 pages


FREE

DOWNLOAD E-BOOK



Communicate with Confidence: The Ultimate Guide to Exceptional Nursing Communication

Communication is the cornerstone of nursing practice. It's what allows us to connect with our patients, understand their...



Unleash Your Creativity: Build Interlocking 3D Animal and Geometric Models

Discover the Art of Paper Engineering with Our Step-by-Step Guide
Embark on an extraordinary journey into the realm of paper engineering with our...