


Encaustic Cement Tiles Made Easy: Everything You Need to Know

Encaustic cement tiles are a beautiful and durable flooring option that has been used for centuries. They are made from a mixture of cement, sand, and pigment, and are then sealed with a protective coating. Encaustic cement tiles are available in a wide variety of colors and patterns, and can be used to create a variety of looks.



Encaustic Cement Tiles Made-Easy Everything to know about cement tile manufacturing: Encaustic Cement Tiles Made-Easy (Arts & Decoration Book 1)

★★★★★ 5 out of 5

Language : English
File size : 27373 KB
Text-to-Speech : Enabled
Screen Reader : Supported
Enhanced typesetting: Enabled
Print length : 88 pages
Lending : Enabled



Benefits of Encaustic Cement Tiles

- **Durability:** Encaustic cement tiles are very durable and can last for many years. They are resistant to wear and tear, and are not easily scratched or damaged.
- **Beauty:** Encaustic cement tiles are available in a wide variety of colors and patterns, so you can find the perfect tile to match your décor. They

can add a touch of elegance to any home.

- **Versatility:** Encaustic cement tiles can be used in a variety of applications, including flooring, walls, and countertops. They are also suitable for both indoor and outdoor use.
- **Sustainability:** Encaustic cement tiles are made from natural materials, and are therefore a sustainable flooring option.

How to Choose Encaustic Cement Tiles

When choosing encaustic cement tiles, there are a few things you should keep in mind:

- **Color:** Encaustic cement tiles are available in a wide variety of colors, so you can find the perfect tile to match your décor. Consider the overall style of your home, and choose a color that will complement your existing furnishings.
- **Pattern:** Encaustic cement tiles are available in a variety of patterns, from simple geometric designs to intricate floral motifs. Choose a pattern that you love and that will complement the style of your home.
- **Size:** Encaustic cement tiles are available in a variety of sizes, from small mosaics to large tiles. Choose a size that will work well with the size of your space.
- **Budget:** Encaustic cement tiles can vary in price, depending on the size, color, and pattern. Set a budget before you start shopping, so that you don't overspend.

How to Install Encaustic Cement Tiles

Installing encaustic cement tiles is a relatively simple process, but it is important to follow the instructions carefully. Here are the steps involved:

1. **Prepare the subfloor:** The subfloor must be level, smooth, and dry before you begin installing the tiles. If the subfloor is not level, you can use a self-leveling compound to smooth it out.
2. **Apply a thin layer of mortar:** Use a notched trowel to apply a thin layer of mortar to the subfloor. The mortar should be spread evenly, and the tiles should be pressed into the mortar so that they are level.
3. **Grout the tiles:** Once the tiles are installed, you can grout them. Use a grout float to apply the grout, and then use a damp sponge to clean up any excess grout.
4. **Seal the tiles:** Once the grout has dried, you can seal the tiles. Sealing the tiles will help to protect them from stains and wear. You can use a penetrating sealer or a topical sealer.


Maintenance and Care of Encaustic Cement Tiles

Encaustic cement tiles are relatively easy to maintain. Here are a few tips:

- **Sweep or vacuum regularly:** To keep your encaustic cement tiles clean, sweep or vacuum them regularly. This will help to remove dirt and dust, which can damage the tiles over time.
- **Mop with a mild detergent:** If your tiles are dirty, you can mop them with a mild detergent. Do not use harsh chemicals, as these can damage the tiles.
- **Reseal the tiles periodically:** To protect your tiles from stains and wear, you should reseal them periodically. You can use a penetrating

sealer or a topical sealer.


Encaustic cement tiles are a beautiful and durable flooring option that can add a touch of elegance to any home. They are available in a wide variety of colors and patterns, so you can find the perfect tile to match your décor. With proper care and maintenance, your encaustic cement tiles will last for many years to come.



Encaustic Cement Tiles Made-Easy Everything to know about cement tile manufacturing: Encaustic Cement Tiles Made-Easy (Arts & Decoration Book 1)

★★★★★ 5 out of 5

Language : English
File size : 27373 KB
Text-to-Speech : Enabled
Screen Reader : Supported
Enhanced typesetting : Enabled
Print length : 88 pages
Lending : Enabled



Communicate with Confidence: The Ultimate Guide to Exceptional Nursing Communication

Communication is the cornerstone of nursing practice. It's what allows us to connect with our patients, understand their...



Unleash Your Creativity: Build Interlocking 3D Animal and Geometric Models

Discover the Art of Paper Engineering with Our Step-by-Step Guide

Embark on an extraordinary journey into the realm of paper engineering with our...