


Empower Your Pharmacy Practice with ASHP's Student Guide to IPPEs, APPEs, and Beyond

As a pharmacy student, you're embarking on an exciting and rewarding journey. The experiential component of your education, including Introductory Pharmacy Practice Experiences (IPPEs) and Advanced Pharmacy Practice Experiences (APPEs), is a cornerstone of your professional development. To help you navigate these experiences and maximize their impact, the American Society of Health-System Pharmacists (ASHP) has created the "ASHP Student Guide to IPPEs, APPEs, and Beyond."

Preparing for Your IPPEs and APPEs

The first step in preparing for your experiential rotations is to understand the different types of experiences available and their objectives. IPPEs are designed to provide you with foundational skills and knowledge in various pharmacy settings. They typically last 1-2 weeks and may include rotations in community pharmacy, hospital pharmacy, or managed care. APPEs, on the other hand, are more advanced rotations where you apply your skills and gain clinical experience. They typically last 4-6 weeks and may include rotations in areas such as cardiology, oncology, or critical care.



Maximize Your Rotations: ASHP's Student Guide to IPPEs, APPEs, and Beyond

★★★★★ 5 out of 5

Language : English

File size : 7103 KB

Text-to-Speech : Enabled

Enhanced typesetting : Enabled
Print length : 569 pages
Screen Reader : Supported



Once you have a general understanding of the different types of experiences, it's important to start preparing your CV and cover letter. Your CV should highlight your relevant skills and experiences, and your cover letter should express your interest in specific rotations. You can also attend career fairs and networking events to connect with potential preceptors.

Maximizing Your Experiential Rotations

Once you've secured your IPPEs and APPEs, it's time to make the most of these experiences. Here are some tips to help you succeed:

- **Be prepared:** Review the course syllabus and any pre-reading materials provided by your preceptor. This will help you hit the ground running and make the most of your time.
- **Be proactive:** Ask questions, volunteer to assist with projects, and seek opportunities to expand your knowledge and skills. Your preceptor is there to guide you, but it's up to you to take the initiative.
- **Be professional:** Dress appropriately, arrive on time for your rotations, and maintain a positive attitude. Remember that you're representing your school and the profession as a whole.
- **Build relationships:** Connect with your preceptor, other students on your rotation, and healthcare professionals in the pharmacy. These


relationships can be invaluable for your professional development and career.

- **Reflect on your experiences:** Take time to reflect on what you're learning and how you're growing. This will help you identify areas for improvement and make the most of your future rotations.

Beyond IPPEs and APPEs

Your experiential rotations are just one part of your journey as a pharmacy professional. ASHP's Student Guide to IPPEs, APPEs, and Beyond provides essential information to help you prepare for your rotations, maximize your learning, and transition into your career. It also includes resources to help you connect with other students, find job opportunities, and stay up-to-date on the latest trends in the profession.

The ASHP Student Guide to IPPEs, APPEs, and Beyond is an indispensable resource for pharmacy students. It provides comprehensive guidance to help you navigate your experiential rotations, develop your professional skills, and prepare for a successful career in pharmacy. By embracing the tools and strategies outlined in this guide, you can unlock your potential and make a meaningful impact on the lives of patients.




Maximize Your Rotations: ASHP's Student Guide to IPPEs, APPEs, and Beyond

★★★★★ 5 out of 5


Language : English
File size : 7103 KB
Text-to-Speech : Enabled
Enhanced typesetting : Enabled
Print length : 569 pages
Screen Reader : Supported

FREE **DOWNLOAD E-BOOK** 



Communicate with Confidence: The Ultimate Guide to Exceptional Nursing Communication

Communication is the cornerstone of nursing practice. It's what allows us to connect with our patients, understand their...



Unleash Your Creativity: Build Interlocking 3D Animal and Geometric Models

Discover the Art of Paper Engineering with Our Step-by-Step Guide
Embark on an extraordinary journey into the realm of paper engineering with our...