

Beginner's Guide to Repurposing Broken Household Items: A Path to Sustainability and Style



In an era of growing environmental consciousness, the concept of repurposing has gained immense popularity. It's an approach that not only promotes sustainability but also unleashes our creativity. Repurposing, essentially, involves transforming broken or unwanted household items into unique and functional pieces, extending their lifespan and reducing landfill waste.

Upcycling: Beginner's Guide On How To Reuse Broken Household Items



★★★★★ 5 out of 5
Language : English
File size : 439 KB
Text-to-Speech : Enabled
Screen Reader : Supported
Enhanced typesetting : Enabled
Print length : 20 pages



This beginner's guide is designed to provide you with the knowledge and inspiration to embark on your own repurposing journey. We'll delve into the benefits of repurposing, guide you through the creative process, and equip you with practical tips and tricks to turn broken items into stylish home décor.

Benefits of Repurposing

- **Environmental sustainability:** Repurposing reduces waste going to landfills, conserving natural resources and minimizing our environmental impact.
- **Cost-effectiveness:** Instead of buying new items, you can save money by repurposing broken ones, giving them a new lease of life.
- **Creativity and self-expression:** Repurposing empowers you to express your personal style and create unique pieces that reflect your individuality.
- **Mental well-being:** The act of repurposing can be therapeutic, providing a sense of accomplishment and reducing stress levels.

The Repurposing Process

Repurposing involves several key steps:

1. **Identification:** Identify broken or unwanted household items that have potential for repurposing.
2. **Idea generation:** Research online, browse magazines, or consult with friends for inspiration on how to repurpose the item.
3. **Deconstruction and cleaning:** Disassemble the item if necessary and clean it thoroughly to prepare for repurposing.
4. **Reassembly and transformation:** Reassemble the item using the original parts or add new elements to create the desired repurposed piece.
5. **Finishing touches:** Apply paint, stain, or other finishes to enhance the appearance and protect the item.

Practical Tips for Beginners

- **Start small:** Choose a simple item to repurpose first to gain confidence and build your skills.
- **Experiment with different materials:** Don't limit yourself to a single material. Experiment with wood, metal, glass, fabric, and other materials to discover their potential.
- **Use common household tools:** You don't need expensive tools to repurpose items. Basic tools like a hammer, screwdriver, and glue can suffice for most projects.
- **Safety first:** Always wear appropriate safety gear and be mindful of sharp edges or electrical components during repurposing.

- **Don't be afraid to make mistakes:** Repurposing is a learning process. Embrace mistakes as opportunities to refine your techniques and find new ways to create.


Inspiring Repurposing Ideas

To provide you with a spark of inspiration, here are some creative ideas for repurposing broken household items:

- **Broken vase:** Transform a broken vase into a unique wall-mounted planter or a decorative light fixture.
- **Old coffee cup:** Repurpose an old coffee cup as a charming succulent planter or a quirky pencil holder.
- **Unused clothing:** Cut up old t-shirts or jeans to create reusable tote bags, patchwork quilts, or even trendy throw pillows.
- **Broken jewelry:** Repurpose broken necklaces or bracelets into decorative magnets or keychains.
- **Discarded furniture:** Reupholster old chairs or tables, giving them a trendy new look and extending their lifespan.

Embracing the art of repurposing is an empowering and sustainable way to transform your household. By following the steps outlined in this beginner's guide, experimenting with creative ideas, and utilizing the practical tips provided, you can breathe new life into broken household items, reduce waste, and create unique and stylish home décor. Remember that repurposing is not just about using old items; it's about embracing creativity, living sustainably, and adding a touch of personality to your living space.


So, embark on your repurposing journey today and discover the joy of transforming the ordinary into the extraordinary.



Upcycling: Beginner's Guide On How To Reuse Broken Household Items


★★★★★ 5 out of 5

Language : English
File size : 439 KB
Text-to-Speech : Enabled
Screen Reader : Supported
Enhanced typesetting : Enabled
Print length : 20 pages



Communicate with Confidence: The Ultimate Guide to Exceptional Nursing Communication

Communication is the cornerstone of nursing practice. It's what allows us to connect with our patients, understand their...



Unleash Your Creativity: Build Interlocking 3D Animal and Geometric Models

Discover the Art of Paper Engineering with Our Step-by-Step Guide
Embark on an extraordinary journey into the realm of paper engineering with our...

