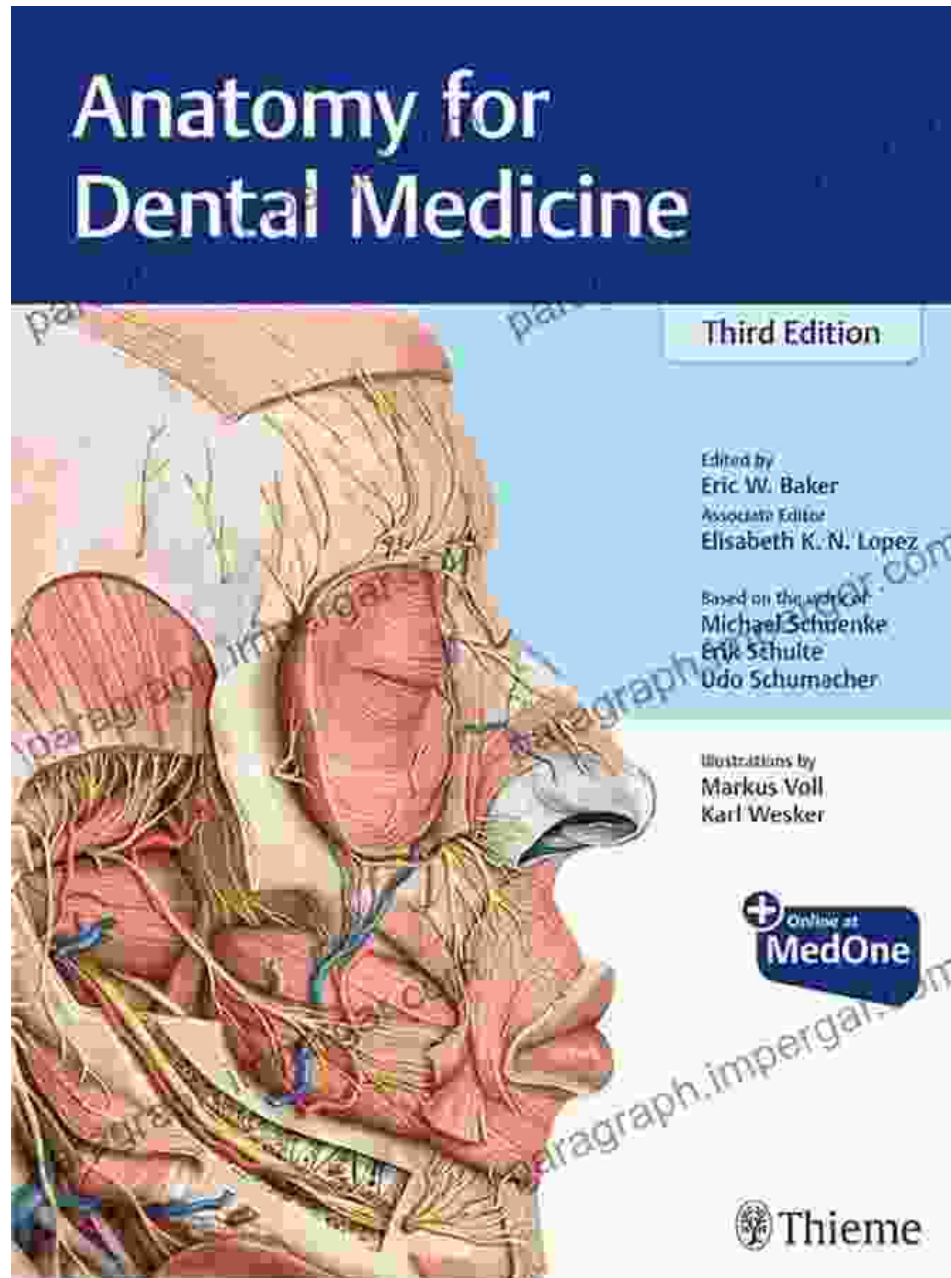


# Anatomy For Dental Medicine In Your Pocket: Your Gateway to Dental Excellence



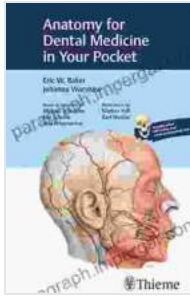
## Anatomy for Dental Medicine in Your Pocket

★★★★★ 5 out of 5

Language : English

File size : 38172 KB

Text-to-Speech : Enabled



Screen Reader : Supported  
Enhanced typesetting : Enabled  
Print length : 353 pages



## Unlock the Secrets of Dental Anatomy with Unparalleled Ease

Delve into the intricate world of dental anatomy with 'Anatomy For Dental Medicine In Your Pocket', the ultimate companion for students, practitioners, and anyone seeking a comprehensive understanding of teeth. This meticulously crafted guide empowers you with a wealth of knowledge, conveniently packaged in a pocket-sized format for quick and easy reference.

## Unveiling the Complexities of Teeth

Embrace a deeper understanding of the morphology, structure, and development of teeth. 'Anatomy For Dental Medicine In Your Pocket' provides a systematic exploration of each tooth type, highlighting their unique characteristics and functional significance. You'll gain valuable insights into the intricate anatomy of the:

- Maxillary and mandibular teeth
- Crown, root, and pulp chamber
- Enamel, dentin, and cementum
- Tooth development and eruption

## **A Visual Masterpiece for Enhanced Understanding**

Immerse yourself in a world of anatomical precision with the book's captivating illustrations. Each drawing is expertly crafted to provide a crystal-clear representation of dental structures, enabling you to visualize complex concepts with ease. The detailed diagrams and high-quality images serve as invaluable tools for:

- Identifying and memorizing tooth morphology
- Understanding the relationships between different tooth structures
- Visualizing anatomical variations and anomalies

## **Empowering Dental Professionals with Confidence**

'Anatomy For Dental Medicine In Your Pocket' is more than just a textbook; it's an invaluable resource for dental students and practitioners alike. By mastering the intricate anatomy of teeth, you'll gain the confidence to:

- Perform accurate dental examinations
- Develop precise treatment plans
- Communicate effectively with patients about their oral health
- Excel in clinical practice

## **A Pocket-Sized Companion for Excellence**

Elevate your dental knowledge and skills wherever you go with 'Anatomy For Dental Medicine In Your Pocket'. Its compact size makes it an indispensable companion for:

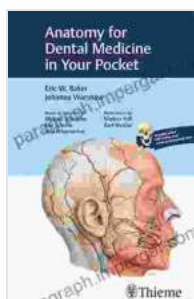
- Studying on the fly

- Refreshing your memory during clinical practice
- Enhancing your understanding while traveling
- Staying up-to-date with the latest advancements

## Free Download Your Copy Today and Unlock Your Potential

Don't miss out on the opportunity to unlock the secrets of dental anatomy with 'Anatomy For Dental Medicine In Your Pocket'. Free Download your copy today and embark on a journey towards unparalleled excellence in your dental practice.

Free Download Now



### Anatomy for Dental Medicine in Your Pocket

★★★★★ 5 out of 5

Language : English  
File size : 38172 KB  
Text-to-Speech : Enabled  
Screen Reader : Supported  
Enhanced typesetting : Enabled  
Print length : 353 pages





## Communicate with Confidence: The Ultimate Guide to Exceptional Nursing Communication

Communication is the cornerstone of nursing practice. It's what allows us to connect with our patients, understand their...



## Unleash Your Creativity: Build Interlocking 3D Animal and Geometric Models

Discover the Art of Paper Engineering with Our Step-by-Step Guide  
Embark on an extraordinary journey into the realm of paper engineering with our...